PLEASE NOTE STRUCTURAL DRAWINGS ONLY. ALWAYS REFER TO ARCHITECTS DRAWINGS FOR ALL OTHER DETAILS AND INFORMATION OUT WITH THE STRUCTURE. IT IS THE RESPONSIBILITY OF ALL TRADESMEN TO CHECK ALL DRAWINGS BEFORE COMMENCING WORK. IN THE EVENT OF ANY DISCREPANCIES WE CAN NOT ACCEPT ANY RESPONSIBILITY UNLESS NOTIFIED TO US PRIOR TO THE WORK STARTING

Locating Plate



Ground Floor Layout

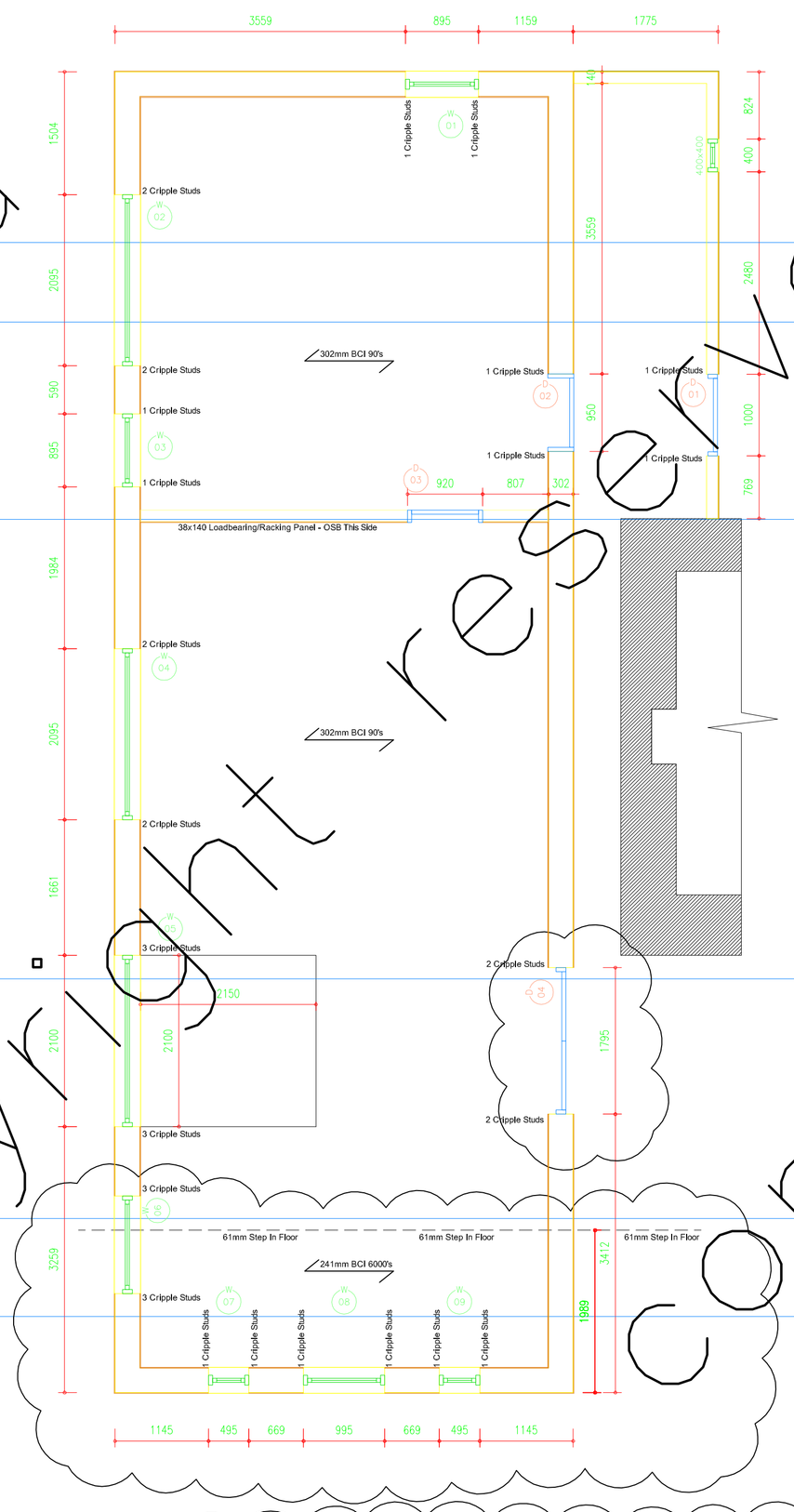

First Floor Layout

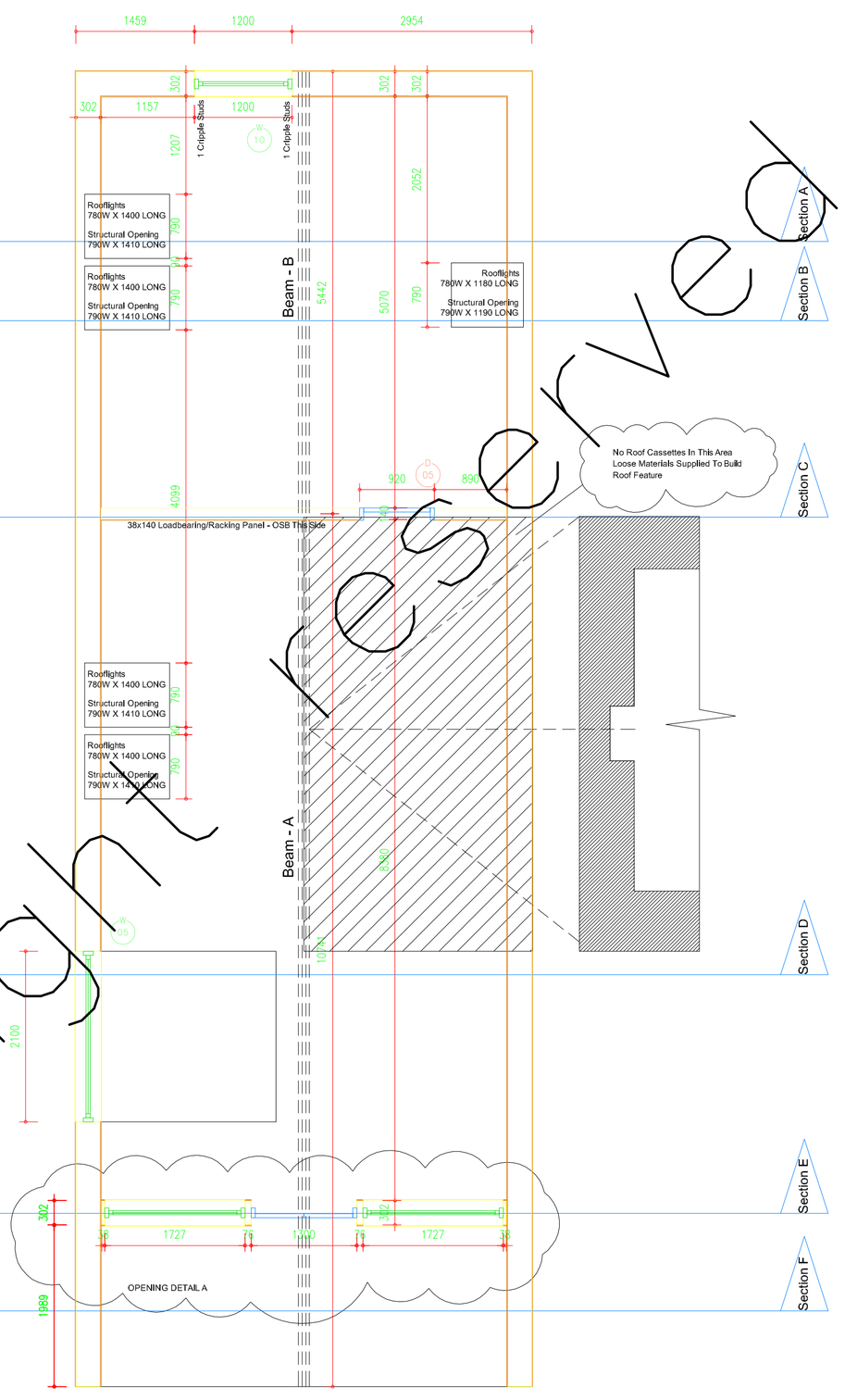

Wall - 302mm 38x140cls + 38x63cls
First Floor - 302mm BCI 90's
First Floor - 241mm BCI 6000's
Roof - 302mm BCI 4500's
Ridge Beam - 3No 45x450 GL32

IMPERIAL DOORS		
WIDTH	SET SIZE	TIMBER FRAME OPENING SIZE
533	606x2032	615x2050
610	682x2032	700x2050
686	785x2032	770x2050
762	834x2032	850x2050
838	910x2032	920x2050
WARDROBE DOORS SWING		
2/533	1138x2032	1150x2050
2/610	1292x2032	1300x2050
2/686	1444x2032	1460x2050
2/762	1596x2032	1610x2050
2/838	1748x2032	1760x2050
WARDROBE SLIDING DOUBLE		
2/533	1115x2076	1125x2090
2/610	1266x2076	1280x2090
2/686	1420x2076	1430x2090
2/762	1570x2076	1580x2090
2/838	1720x2076	1730x2090
WARDROBE SLIDING TRIPLE		
3/533	1630x2076	1640x2090
3/610	1860x2076	1870x2090
3/686	2090x2076	2100x2090
3/762	2320x2076	2330x2090
3/838	2550x2076	2560x2090
WARDROBE SLIDING QUADRUPLE		
4/686	2795x2076	2810x2090
4/762	3100x2076	3110x2090

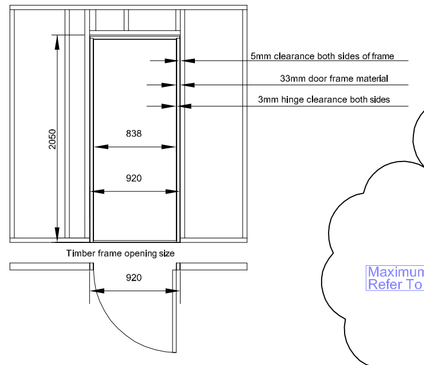

Maximum Height Refer To Section

STRUCTURAL WINDOW OPENING SCHEDULE				
TAG	SIZE		LEVELS	
	Width	Height	Sill	Head
W01	895	895	1032	1927
W02	2095	895	1032	1927
W03	895	895	1032	1927
W04	2095	895	1032	1927
W05	2100	3234	10	3244
W06	1195	895	1032	1927
W07	495	1495	557	2052
W08	995	1495	557	2052
W09	495	1495	557	2052
W10	1200	650	960	1610

STRUCTURAL DOOR OPENING SCHEDULE				
TAG	SIZE		LEVELS	
	Width	Height	Threshold	Head
D01	1000	2100	0	2100
D02	950	2050	0	2050
D03	920	2050	0	2050
D04	1795	2100	0	2100

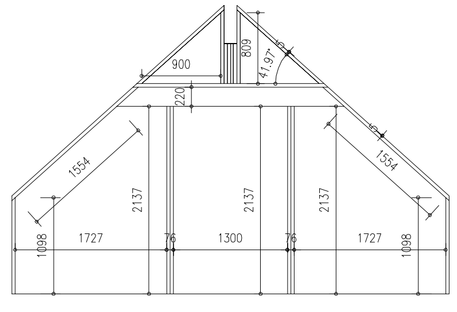

OPENING DETAIL A

1:50
0m 1m 2m 3m 4m 5m 6m 7m 8m 9m 10m
600 400

copyright reserved

PDF Created with deskPDF PDF Writer - Trial :: http://www.docudesk.com